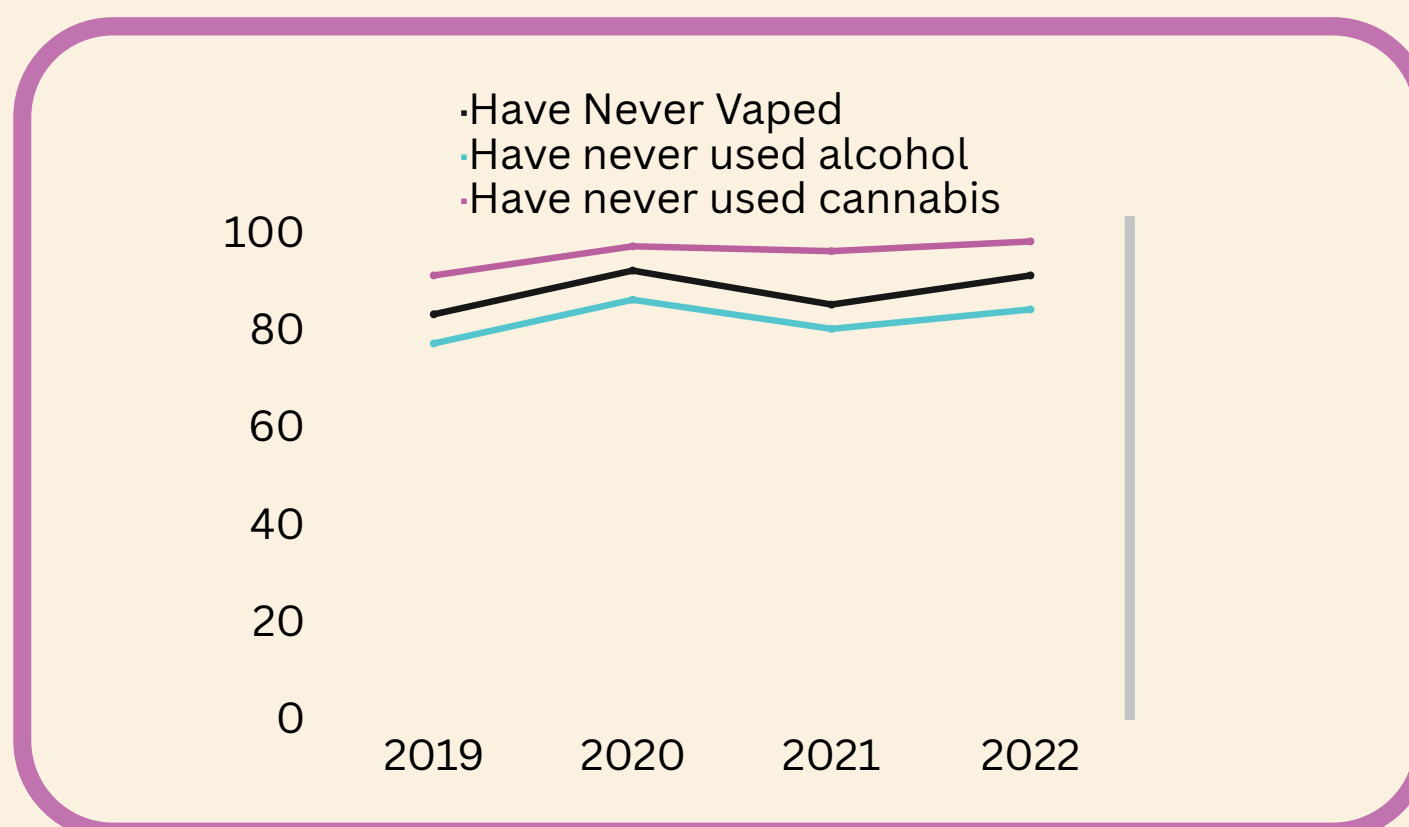


Fayette County Integrated Community Engagement (ICE) Collaborative Midland Trail 7th and 8th Grade Student Data 2019-2022 Surveys

The goal of the ICE Collaborative
is to delay or prevent the initiation of substance use.

| Youth substance Use | 2019 | 20 | 21 | 22 |
|--------------------------------|------|----|----|----|
| % who have never vaped | 83 | 92 | 85 | 91 |
| % who have never used alcohol | 77 | 86 | 80 | 84 |
| % who have never used cannabis | 91 | 97 | 96 | 98 |

TREND



In 2022

100%

Of students say their
parents/caregivers
would disapprove of
them using substances


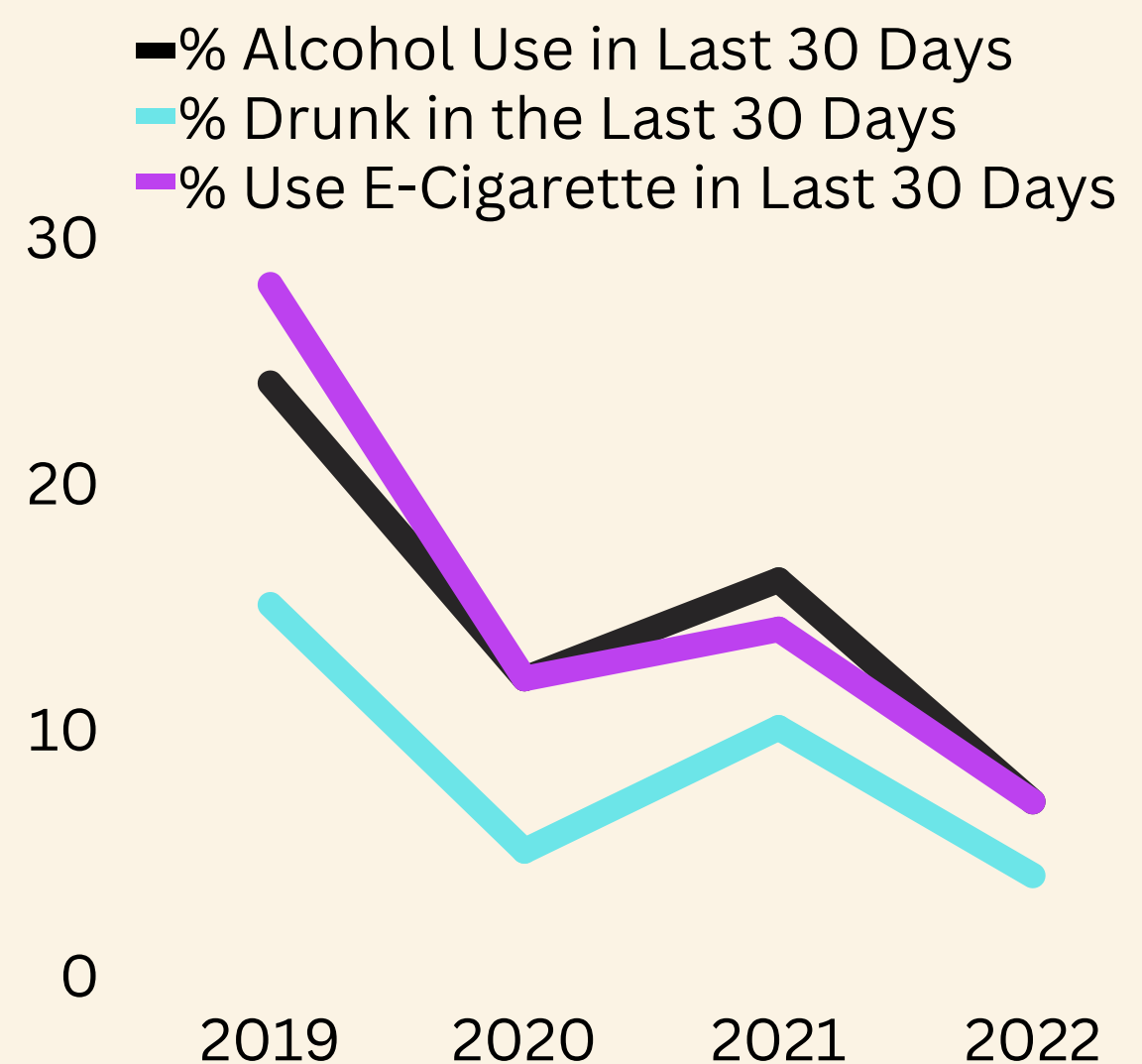
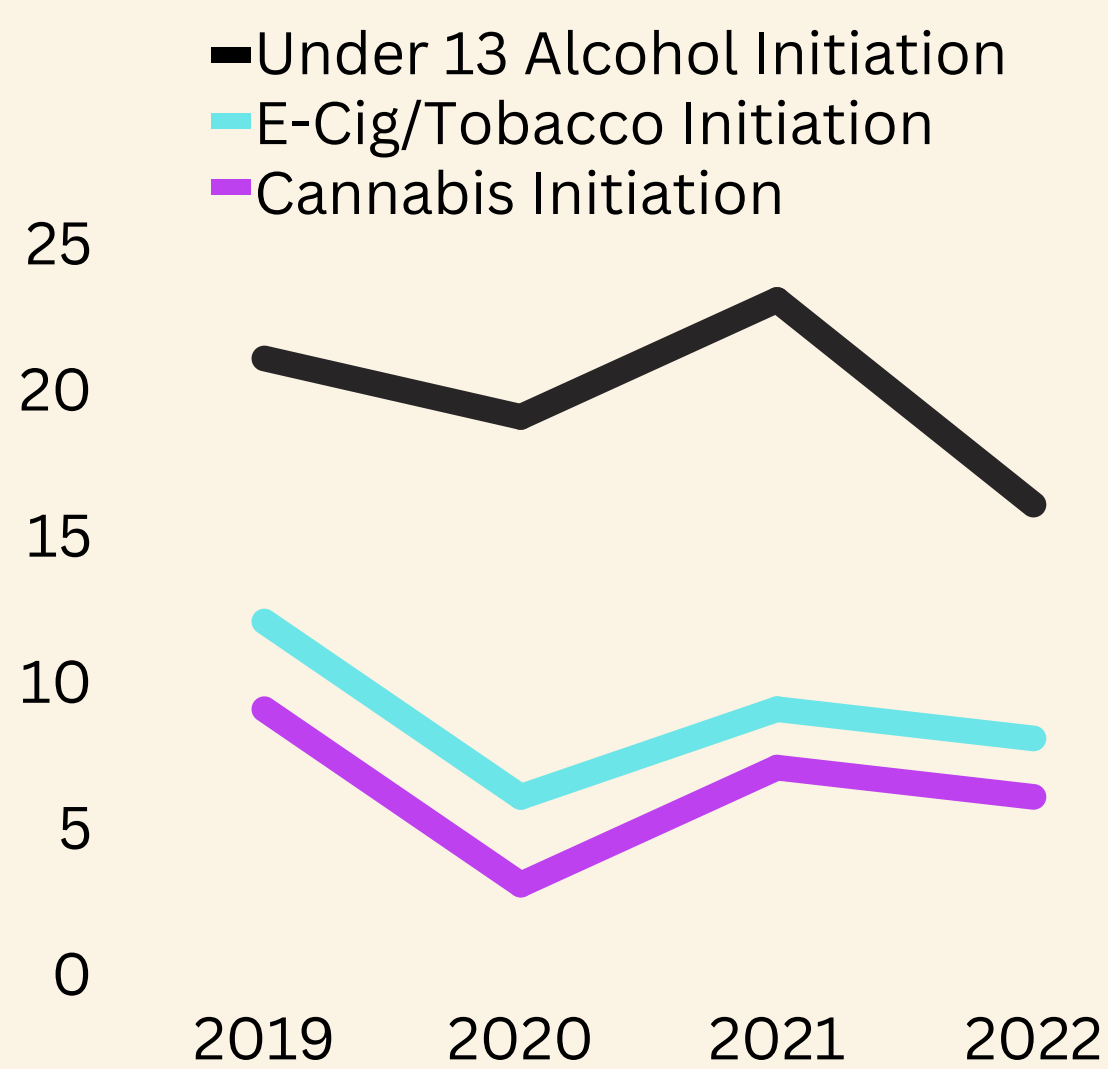
98%

Of students say that
they would not feel
respected by peers
for drinking alcohol

Midland Trail High School Student Data 2019-2022

| Youth substance Use | 2019 | 20 | 21 | 22 |
|--------------------------------------|------|----|----|----|
| % Ever Vaped (E-Cigarettes) | 44 | 34 | 27 | 22 |
| % Ever Consumed Alcohol | 55 | 47 | 41 | 30 |
| % Ever used Cannabis | 24 | 11 | 15 | 12 |
| % Under 13 when first tried vaping | 12 | 6 | 9 | 8 |
| % Under 13 when first tried alcohol | 21 | 19 | 23 | 16 |
| % Under 13 when first tried cannabis | 9 | 3 | 7 | 6 |

*The goal of the ICE Collaborative
is to delay or prevent the initiation of substance use.*



Fayette County Integrative Community Engagement (ICE) Collaborative
Midland Trail High School
Student Data

Risk and Protective Factors: Community and Peers

% of students who agree or strongly agree on 2022 survey

80%

**It's good to live
in my community**

62%

**There is a great
deal of social
life in my community**

51%

**In the future I want
to live in my
community**



90%

**I feel safe in my
community**

*% of students who say "Increases Respect Some
and Increases Respect A Lot" on the 2023 survey*

69%

**Perceived peer
respect for doing
well in school**

60%

**Perceived peer
respect for doing well
in sports**



16%

**Perceived peer
respect
for skipping classes**

18%

**Perceived peer respect
for going against
the rules of adults**



INTEGRATED COMMUNITY ENGAGEMENT

Fayette County Integrative Community Engagement (ICE) Collaborative
Midland Trail High School
Student Data

Risk and Protective Factors: Family

Students on 2022 surveys who say "applies to me very well"


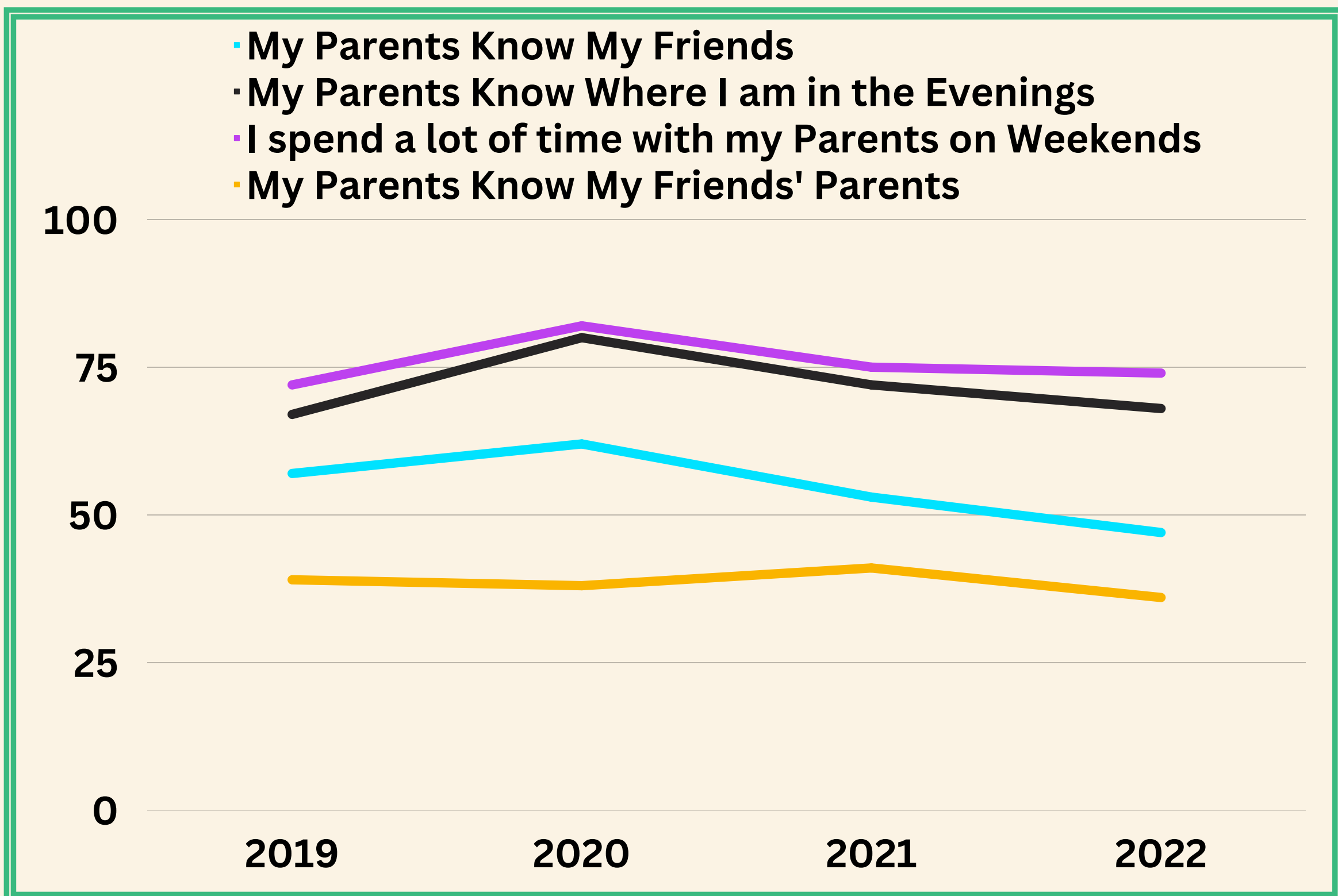
74%
 I spend a lot of time
 with my parents outside of
 school on weekends

68%
 My parents/caregivers
 know where
 I am in the evenings

36%
 My parents/caregivers know
 my friends' parents



47%
 My parents/caregivers know
 my friends



Fayette County Integrated Community Engagement (ICE) Collaborative
Midland Trail High School
Student Data

Risk and Protective Factors: School

Students on 2022 surveys who "agree or strongly agree"

73%
Adults at School Care About Me

47%
I am Bored at School



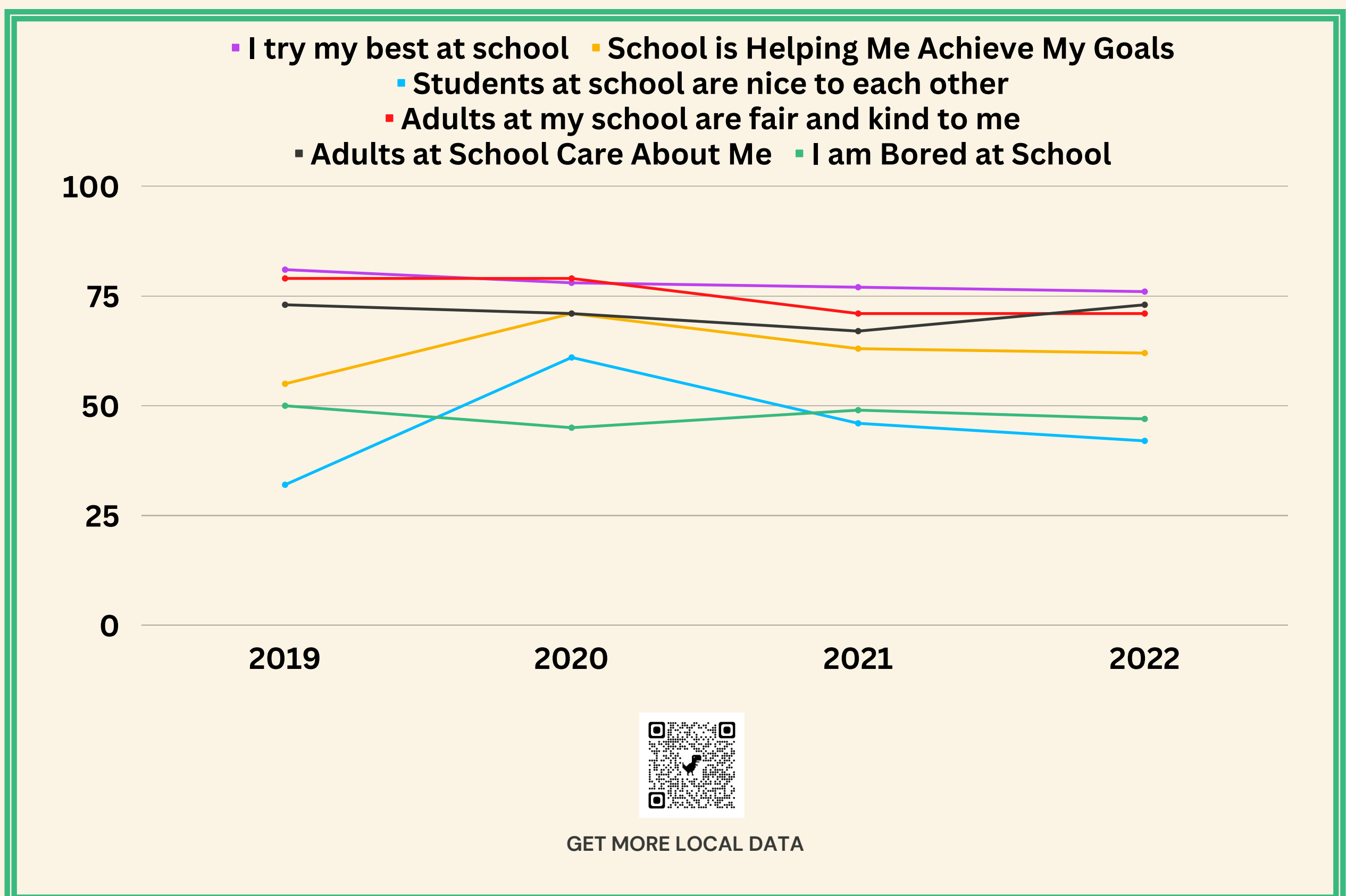
76%
I Try My Best at School

62%
School is Helping Me Achieve My Goals



42%
Students at my school are nice to each other

71%
Adults at my school are fair and kind to me



Fayette County ICE Collaborative Midland Trail High School Student Data

Risk and Protective Factors: Leisure Time

Students who say they participate in organized activities more than 2x per week

| | 2019 | 2020 | 2021 | 2022 |
|--|------|------|------|------|
| Sports or Sports teams | 41 | 40 | 42 | 37 |
| Faith Based | 23 | 23 | 11 | 18 |
| The Arts | 16 | 10 | 9 | 13 |
| Volunteering | 12 | 8 | 7 | 11 |
| <i>Risk Factors</i> | | | | |
| Out after midnight <small>*once or more in last week</small> | 24 | 19 | 18 | 20 |
| Hanging at a friend's with no adult home <small>*once a week or more</small> | 30 | 9 | 16 | 14 |

Youth who participate in organized activities that are led by an adult are
3x less
likely to use drugs and alcohol.

Kids who are out after midnight are
3X more
likely to use substances.

